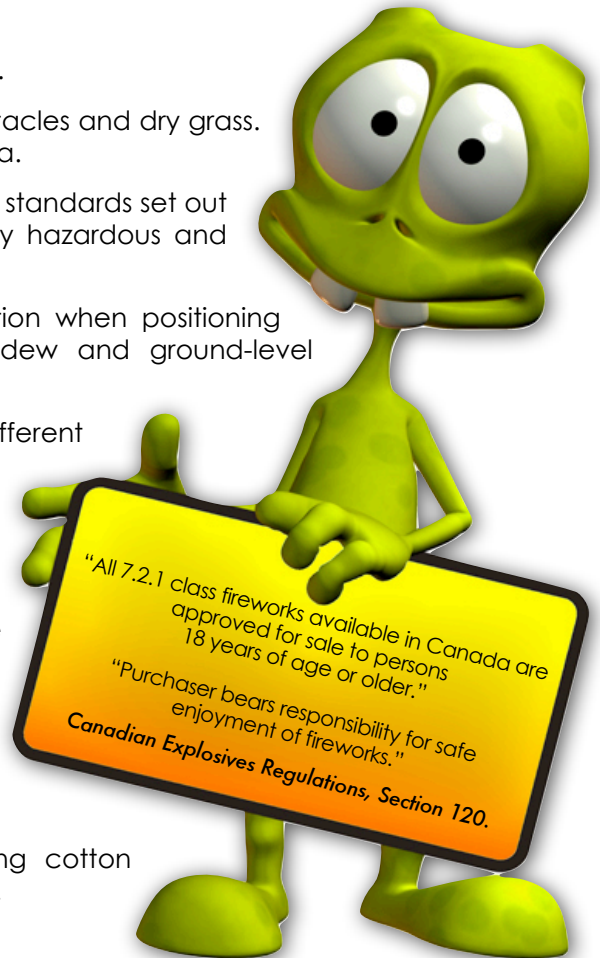


FIREWORKS SAFETY


To ensure your BLAST-OFF Fireworks display goes off without a hitch, appoint one person to be in charge of your display and 1-4 assistants. Ensure that all are familiar with the following safety tips and instructions:

- ✓ Sparklers are the only items designed to be held in the hand.
- ✓ Do not smoke or allow open flames near fireworks.
- ✓ Do not shoot fireworks under the influence of alcohol or drugs.
- ✓ Choose a wide, clear site for firing, away from overhead obstacles and dry grass. Keep your audience at least 30 meters back from lighting area.
- ✓ Do not purchase illegal fireworks. These do not meet the strict standards set out by Natural Resources Canada, and are therefore extremely hazardous and dangerous.
- ✓ Prior to use, store fireworks in a cool, dry place. Use caution when positioning fireworks, preventing accidental product damage from dew and ground-level moisture.
- ✓ Read the instructions on each item. Different items have different firing instructions.
- ✓ Check the wind direction, and angle your fireworks away from the spectators, about 10 degrees off-of-center. Do not shoot fireworks in high winds.
- ✓ Do not shoot fireworks out of glass or metal containers. These could crack or explode, sending shards of material outward.
- ✓ Never attempt to re-light a misfired fireworks item. Keep a bucket of water or hose nearby to extinguish such items. If an item does not light easily, or fizzes out, do not approach the item for 20 minutes.
- ✓ The shooter and his/her assistants should wear snug fitting cotton clothing and a cotton baseball hat for protection from sparks.
- ✓ Do not transport fireworks in your pockets.
- ✓ Keep pets indoors while shooting fireworks.




"All 7.2.1 class fireworks available in Canada are approved for sale to persons 18 years of age or older."
"Purchaser bears responsibility for safe enjoyment of fireworks."
Canadian Explosives Regulations, Section 120.

SETTING UP YOUR FIREWORKS DISPLAY:



BARRAGES / ROMAN CANDLES

These tube items must be buried at least one third of their length in sand or soil, with the fuse pointing toward the sky.



CAKES

Any item resembling a brick must be buried one third of its length in sand or soil. Ensure you pack the sand or soil around the sides of cakes. You may also brace cakes by placing concrete blocks on all sides of the item.



BASE ITEMS

Items with a plastic base must be placed on a level surface, pointing straight up to the sky. These items do not need to be buried.

